

AKG Solutions - Console d'administration.

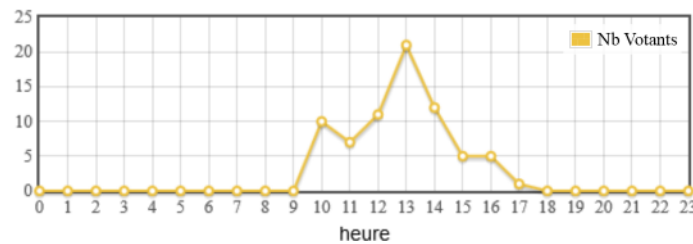
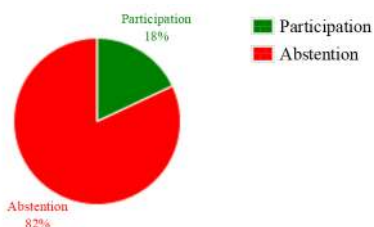
## Consultation de la participation

### Délégués du personnel

Le tableau ci-dessous indique le pourcentage d'électeurs s'étant prononcé par Collège/Section

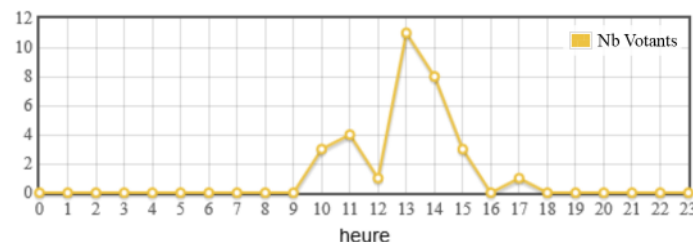
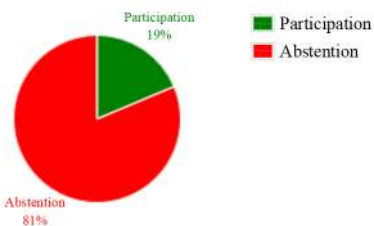


Suppléants :  
18,00%  
72 bulletin(s)

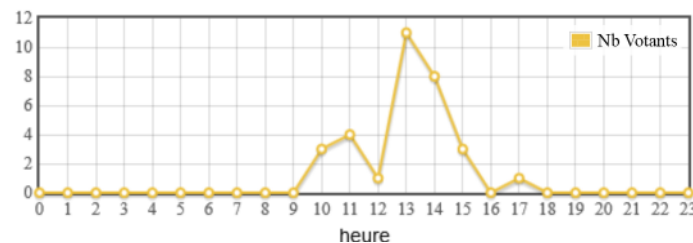
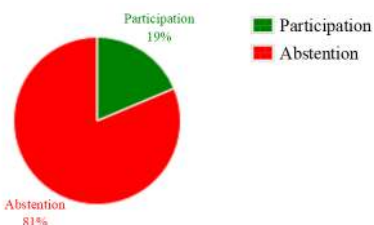


Collège : 2ème collège  
Section : R3 Lannion, Rennes, Nantes, Tours, Orléans, Niort  
Nombre d'électeurs inscrits : 166

Titulaires :  
18,67%  
31 bulletin(s)

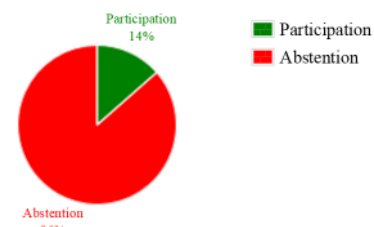


Suppléants :  
18,67%  
31 bulletin(s)

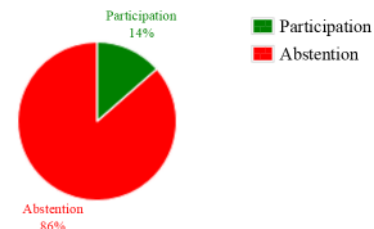


Collège : 1er collège  
Section : R4 Bordeaux, Toulouse, Montpellier  
Nombre d'électeurs inscrits : 96

Titulaires :  
13,54%  
13 bulletin(s)

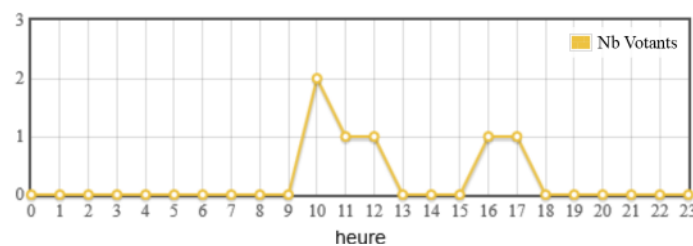
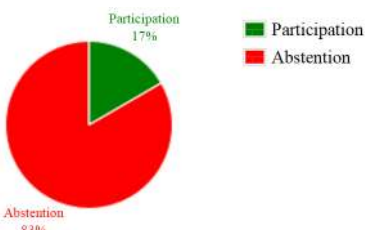


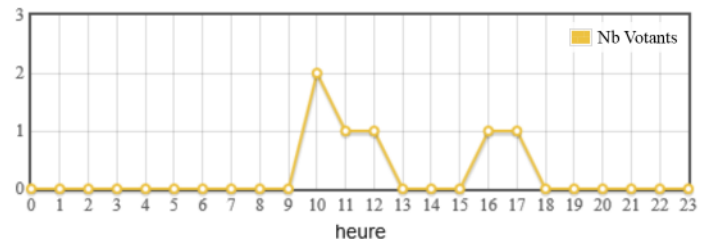
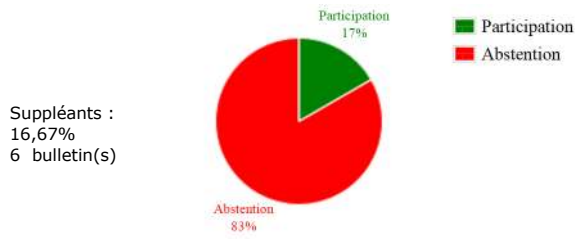
Suppléants :  
13,54%  
13 bulletin(s)



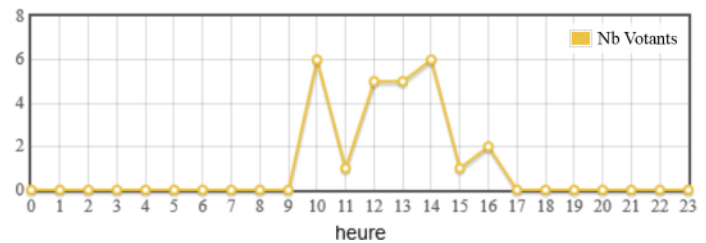
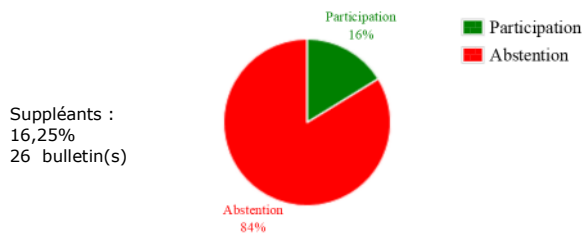
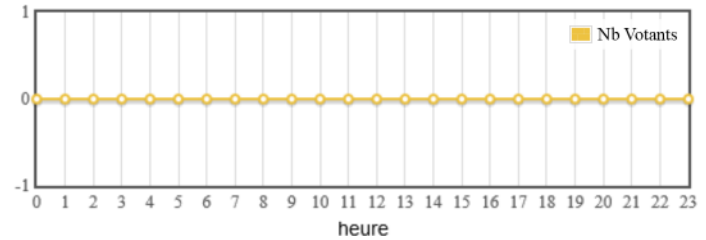

Collège : 2ème collège  
Section : R4 Bordeaux, Toulouse, Montpellier  
Nombre d'électeurs inscrits : 36

Titulaires :  
16,67%  
6 bulletin(s)

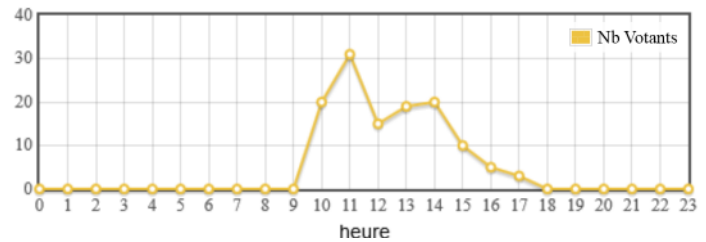
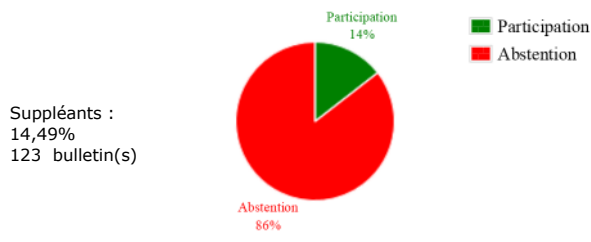
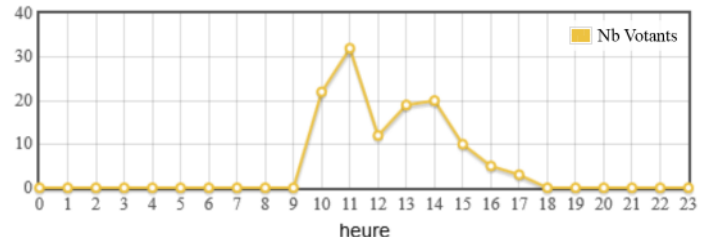
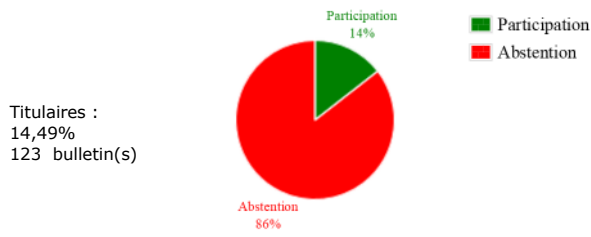




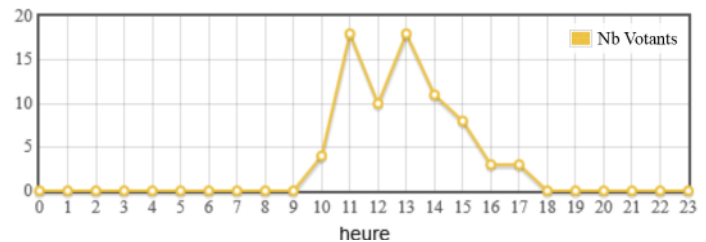
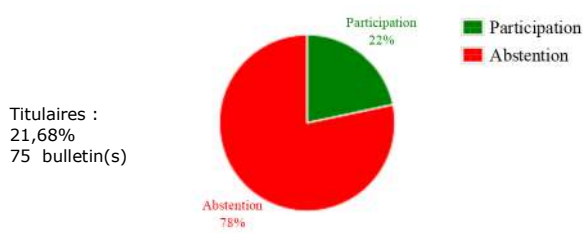
Collège : 1er collège  
Section : R5 Lyon, Grenoble, Aix, Sophia Antipolis  
Nombre d'électeurs inscrits : 160

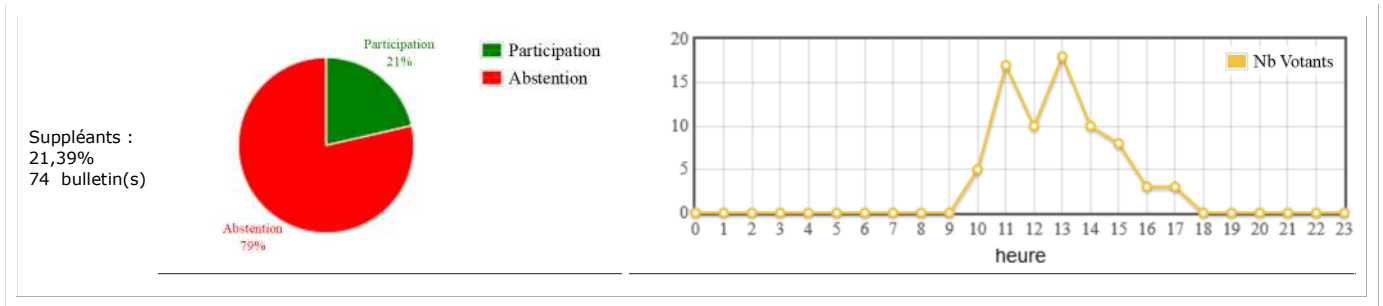


Collège : 1er collège  
Section : R6 Nanterre, Lisses, La Garenne Colombes  
Nombre d'électeurs inscrits : 849



Collège : 2ème collège  
Section : R6 Nanterre, Lisses, La Garenne Colombes  
Nombre d'électeurs inscrits : 346





[Se déconnecter](#) [Revenir au menu](#)

Voteo(c) 2015 PROSERVIA